

DANKJEWEL

Hoi! Dankjewel voor het downloaden van het bestandje. Hopelijk beleven de kinderen er in de klas/thuis veel plezier aan.

Dit materiaal is niet te koop en mag ook niet verkocht worden door anderen. Gelieve het logo niet van de bestanden te verwijderen.


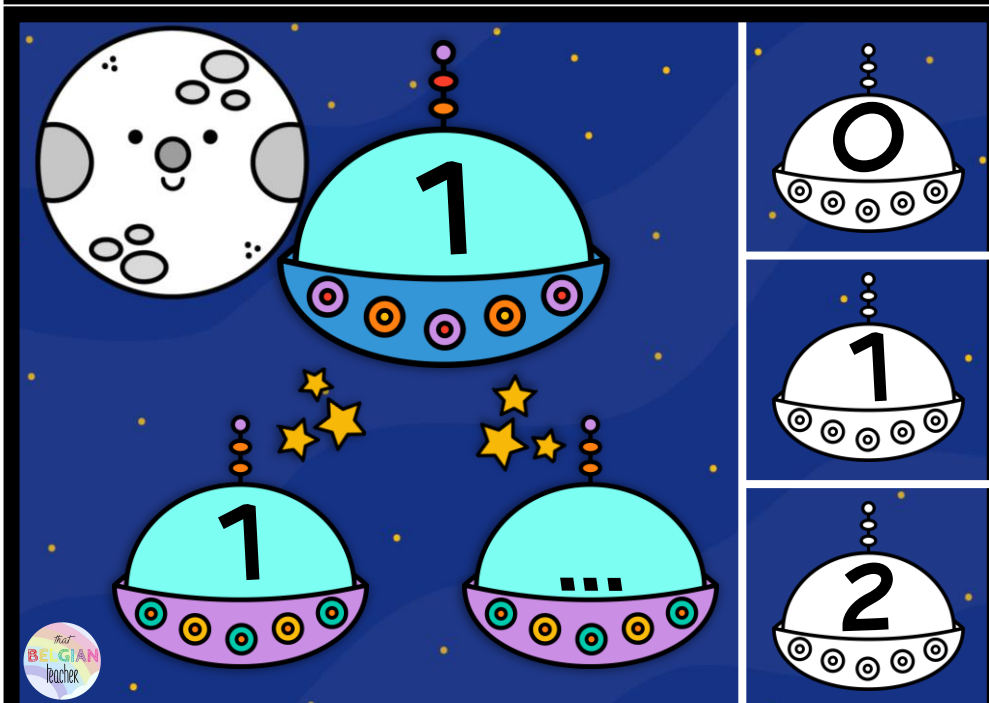

Gebruik je één van mijn bestandjes in de klas? Tag me gerust op Instagram of Facebook!

 thatbelgianteacher

 That Belgian Teacher



RUIMTESPLITSSEN



This panel features a space-themed number matching activity. The main illustration includes a moon in the top left, a large rocket with the number 2 in the center, and two smaller rockets at the bottom with numbers 0 and 3. The side panel on the right contains three rockets with numbers 2, 3, and 4, each in its own horizontal slot. A circular logo for 'The Belgian Teacher' is located in the bottom left corner of the main panel.

This panel features a space-themed number matching activity. The main illustration includes a moon in the top left, a large rocket with the number 2 in the center, and two smaller rockets at the bottom with numbers 1 and 3. The side panel on the right contains three rockets with numbers 0, 1, and 2, each in its own horizontal slot. A circular logo for 'The Belgian Teacher' is located in the bottom left corner of the main panel.

This panel features a space-themed number matching activity. The main illustration includes a moon in the top left, a large rocket with the number 2 in the center, and two smaller rockets at the bottom with numbers 2 and 3. The side panel on the right contains three rockets with numbers 0, 1, and 2, each in its own horizontal slot. A circular logo for 'The Belgian Teacher' is located in the bottom left corner of the main panel.

3

0

3

1

2

3

That BELGIAN teacher

3

1

3

1

2

3

That BELGIAN teacher

3

2

3

1

2

3

That BELGIAN teacher

3

3

0

1

2

Best BELGIAN Teacher

4

0

3

4

5

Best BELGIAN Teacher

4

1

3

4

5

Best BELGIAN Teacher

4

2

3

1

2

3

That BELGIAN teacher

4

3

3

1

2

3

That BELGIAN teacher

4

4

3

0

1

2

That BELGIAN teacher

5

0

3

3

4

5

That BELGIAN Teacher

5

1

3

2

3

4

That BELGIAN Teacher

5

2

3

1

2

3

That BELGIAN Teacher

This worksheet is designed for practicing the number 5. The main illustration features a large moon in the top left, a central rocket with the number 5, and two smaller rockets below it, one with the number 3 and one with a blank space. A vertical strip on the right side shows three rockets with the numbers 0, 1, and 2, likely for a matching or sequencing activity.

This worksheet is designed for practicing the number 4. The main illustration features a large moon in the top left, a central rocket with the number 5, and two smaller rockets below it, one with the number 4 and one with a blank space. A vertical strip on the right side shows three rockets with the numbers 1, 2, and 3, likely for a matching or sequencing activity.

This worksheet is designed for practicing the number 5. The main illustration features a large moon in the top left, a central rocket with the number 5, and two smaller rockets below it, one with the number 5 and one with a blank space. A vertical strip on the right side shows three rockets with the numbers 0, 1, and 2, likely for a matching or sequencing activity.